

# PERKINS MEASURES 2021

District

\*Indicators 2S1, 2S2 and 2S3 are blank due to incomplete data. There was no state testing in 2020

District  
Marion CUSD 2


**1S1: Four-Year Graduation Rate**




**1S2: Extended Graduation Rate**




**2S1: Academic Proficiency in Reading\***



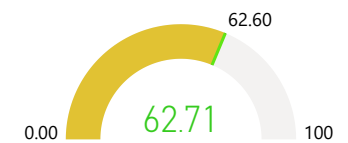
**2S2: Academic Proficiency in Mathematics\***



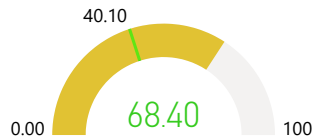
**2S3: Academic Proficiency in Science\***



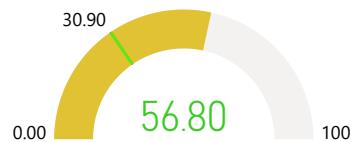
**3S1: Post-Program Placement**



**4S1: Nontraditional Program**



**5S2: Program Quality Attained Postsecondary Credits**



**5S3: Program Quality – Work-Based Learning**

